

# SPECIFICATION

**Dehler**  **46 SQ**



## TECHNICAL DATA

<b>LOA</b>	14.94 m / 49' 0"
<b>HULL LENGTH</b>	13.95 m / 45' 9"
<b>LWL</b>	12.90 m / 42' 4"
<b>BEAM</b>	4.35 m / 14' 3"

<b>DRAUGHT</b>	
standard	2.25 m / 7' 5"
competition	2.58 m / 8' 6"
L-keel deep	2.48 m / 8' 2"
shallow keel	1.85 m / 7' 1"

<b>BALLAST</b>	
standard	3.50 t / 7,716 lbs
competition	3.15 t / 6,944 lbs
L-keel deep	3.35 t / 7,385 lbs
shallow keel	3.85 t / 8,488 lbs

<b>DISPLACEMENT</b>	
standard	11.50 t / 25,353 lbs
competition	11.20 t / 24,691 lbs
L-keel deep	11.40 t / 25,132 lbs
shallow keel	11.90 t / 26,235 lbs

<b>ENGINE APPROX.</b>	Diesel 57 PS / hp
-----------------------	-------------------

<b>FRESH WATER</b>	approx. 450 l/119.00 gal
--------------------	--------------------------

<b>FUEL TANK</b>	approx. 210 l/55.00 gal
------------------	-------------------------

<b>MAST ABOVE WL</b>	
standard	21.23 m / 69' 8"
competition	22.20 m / 72' 1"

<b>TOTAL SAIL AREA</b>	
standard	116.73 m <sup>2</sup> / 1,256 sq ft
competition	126.79 m <sup>2</sup> / 1,365 sq ft

<b>MAIN SAIL</b>	
standard	64.10 m <sup>2</sup> / 690 sq ft
competition	70.52 m <sup>2</sup> / 759 sq ft

<b>FURLING JIB 105%</b>	
standard	52.63 m <sup>2</sup> / 567 sq ft
competition	56.27 m <sup>2</sup> / 606 sq ft

<b>SPINNAKER</b>	
competition	150.00 m <sup>2</sup> / 1,615 sq ft

<b>GENNAKER</b>	
standard	185.38 m <sup>2</sup> / 1,995 sq ft
competition	214.00 m <sup>2</sup> / 2,303 sq ft

<b>FREERIDE</b>	
standard	120.38 m <sup>2</sup> / 1,296 sq ft
competition	128.50 m <sup>2</sup> / 1,383 sq ft

<b>RIG</b>	
standard	I 18.10 m / 59' 5" J 5.50 m / 18' 1" P 17.68 m / 58' 0" E 6.25 m / 20' 6"
competition	I 18.90 m / 62' 0" J 5.50 m / 18' 1" P 18.70 m / 61' 4" E 6.55 m / 21' 6"

<b>CE CERTIFICATE</b>	Class A
-----------------------	---------

<b>DESIGN</b>	judel/vrolijk & co.
---------------	---------------------

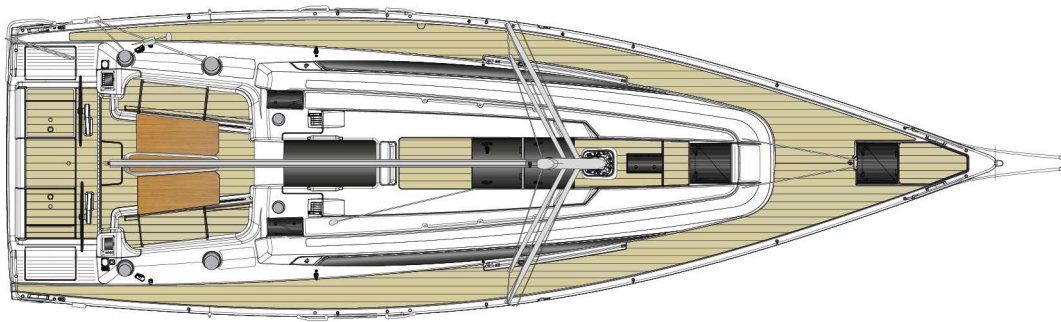
<b>INTERIOR</b>	Dehler
-----------------	--------

All measurements/figures are approximate. Errors and omissions excepted. Specification and material can be changed without notice. Valid from 2022.04.13.

# DECK AND INTERIOR LAYOUTS

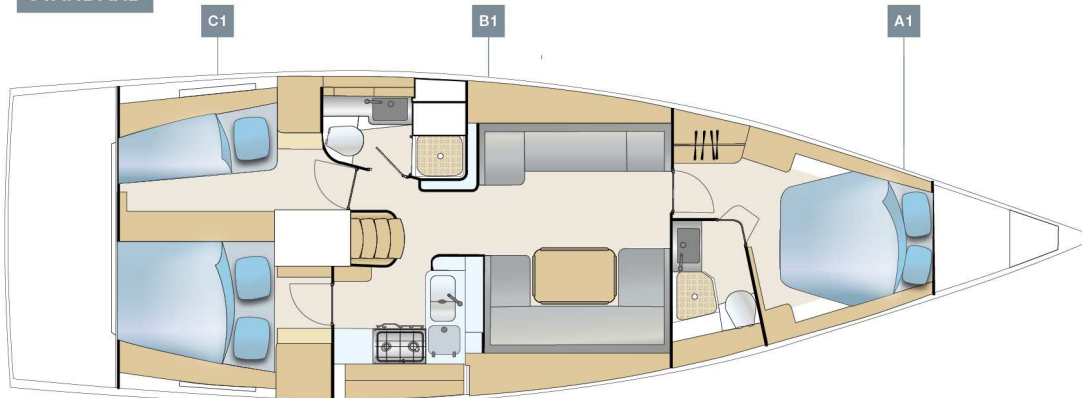
**Dehler**  **46 SQ**

DECK LAYOUT

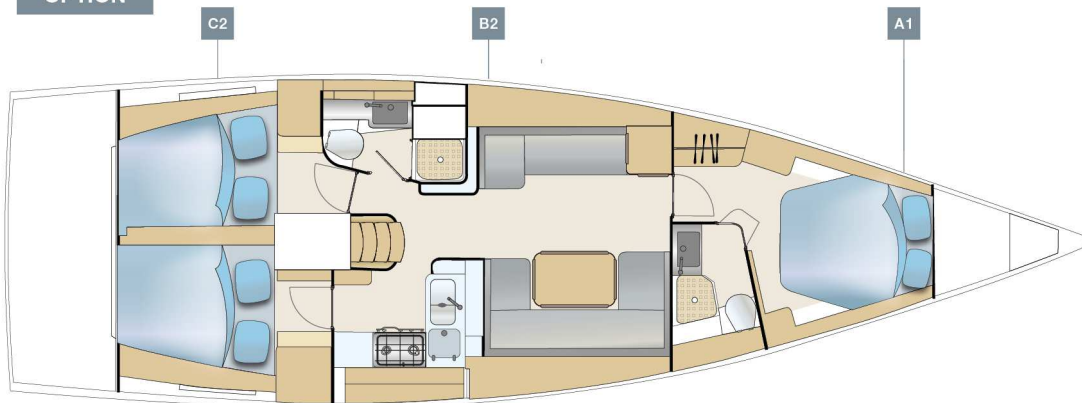


INTERIOR LAYOUT

STANDARD

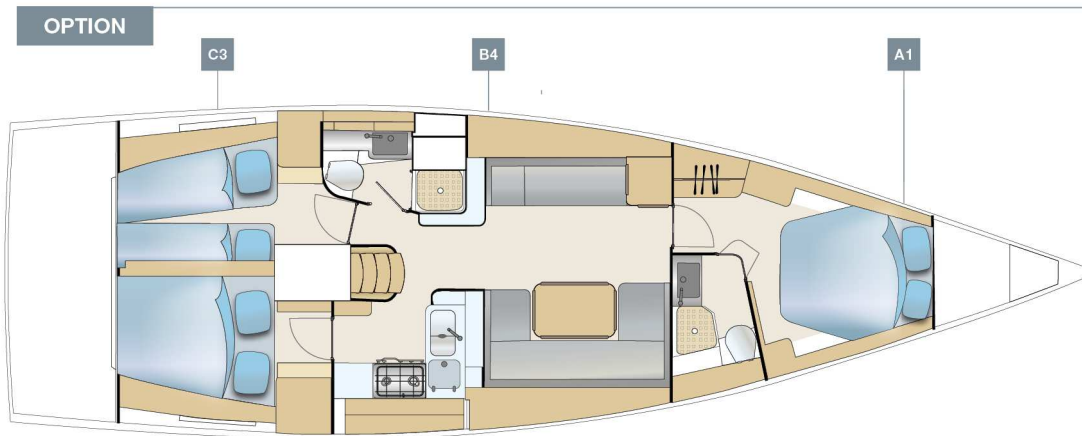
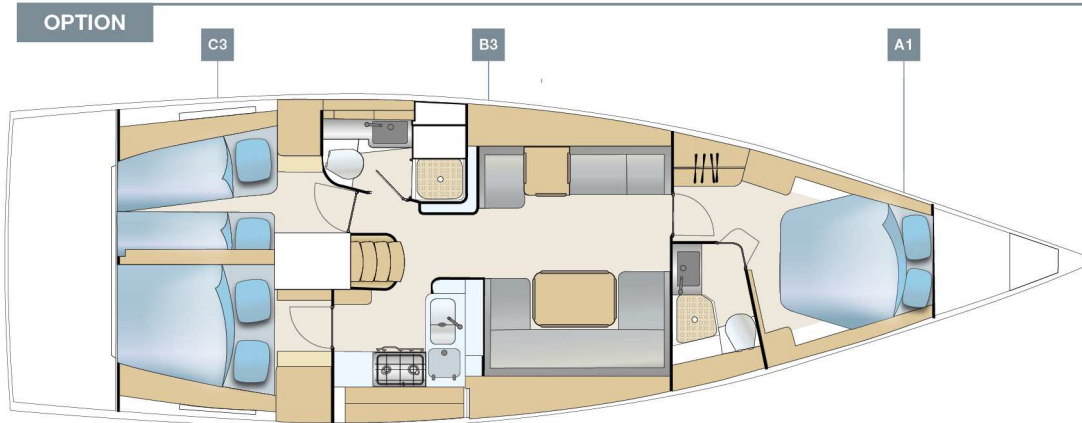


OPTION



# DECK AND INTERIOR LAYOUTS

## INTERIOR LAYOUT



## HULL

- 6 hull windows (3 each side)
- GRP hull, isophthalic gelcoat, colour: Signal White (RAL 9003), 1st layer vinylester resin with PVC foam core built in vacuum infusion
- Waterline and cove line, isophthalic gelcoat, colour: Dark Blue (RAL 5004)

## KEEL

- L-keel, cast iron, draft: 2.25 m
- GRP rudder with sea-water resistant aluminium shaft and selfaligning bearings

## LAYOUT & INTERIOR

- A1: Master cabin with island double berth, storage space and a head with separate shower stall
- B1: Saloon with L-galley, dining area on stb, long sofa and head with separate shower stall on port
- C1: 2 aft cabins: single berth with locker and storage on port and double berth with locker and storage on stb
- 3-burner gas stove, waste bin, 12 V fridge approx. 130 l, double stainless steel sink with mixing tab
- Interior furniture in high quality marine plywood, satin varnish
- Dehler companionway closing system
- Saloon table, folding with stowage
- Worktop in galley, Off White
- Indirect lights in saloon
- SLS - Scenario light system - touch screen controller and dimmer in saloon and master cabin

## WOOD (FURNITURE, FLOORBOARD)

- Furniture - Mahogany
- Floorboard - Australian Acacia

## UPHOLSTERY

- Mattresses for all berths
- Upholstery - Baltic, colour: creme
- Upholstery - Piping (colour selection)

## DECK & OUTSIDE EQUIPMENT

- GRP deck with antislip surface, isophthalic gelcoat, colour: Signal White (RAL 9003), 1st layer vinyl ester resin with balsa sandwich core.
- Cockpit lockers, stern lockers on port and stb, anchor locker at bow.
- Cockpit bottom, gelcoat colour: Signal White (RAL 9003)
- Teak on coach roof
- Teak on cockpit benches
- Twin wheel steering system with emergency tiller
- 2 stainless steel steering wheels with leather cover
- Pulpit and pushpit, stainless steel
- Railing, incl. stanchions and stainless steel wire
- Halyards and control lines with organizers and jammers on coach roof, 4 retractable mooring cleats, handrails on coach roof
- 2 LEWMAR 50 Race manual halyard winches
- 2 LEWMAR 50 Race manual secondary winches
- 2 LEWMAR 50 Race manual mainsheet winches
- Swimming ladder

- Rub rail, aluminium
- LED backlighting design part on the coach roof
- Helmsman footrests, foldable
- Anchor windlass, electrical with automatic fuse
- Composite bowsprit with integrated anchor fitting
- Genoa tracks, incl. cars, adjustable from cockpit
- German mainsheet system with adjustable traveller
- 6 deck hatches - openable, anchor locker hatch
- 8 deck coach roof windows - openable, portlights in cockpit sides for aft cabins

## RIG & SAILS

- Rig, anodized aluminium, keel stepped incl.: dyform rigging, running rigging, kicker, manual jib flat deck furler, "Dehler Quick Reefing System", hydraulic backstay tensioner
- QUANTUM AC5 performance sails - full battened, triradial, main and jib
- Dyneema halyards for main and jib

## NAVIGATION & INSTRUMENTS

- 2 illuminated compasses at steering pedestal
- Navigation lights - LED

## PROPULSION

- Fuel tank, approx. 210 l
- Engine (Diesel, approx. 57 hp) - saildrive, 3 blade folding propeller

## EQUIPMENT

- 12 V and 230 V electric system with main panel, 12 V and 230 V socket and 230 V shore power
- AGM battery set - capacity: Starter battery: 1 x 90 Ah, service battery: 1 x 160 Ah
- Country Version: EU / AUS
- Battery charger 35 A
- Manual toilet with sea water flush - cabin layout B
- Manual toilet with sea water flush - cabin layout A
- Shower unit in cockpit, warm-/coldwater
- LPG gas system, stowage for 1 bottle
- Manual and electric bilge pump
- Black water system (appr. 85 l) with deck extraction and seacock for aft head, appr. 35 l in fwd head
- Fresh water system with electric pump and 20 l hotwater, heated also by main engine
- Fresh water tank, appr. 450 l

## SHIPPING & TRANSPORT

- CE - Certificate cat. A
- Owners manual
- EC - Type Examination Certificate