

SPECIFICATION

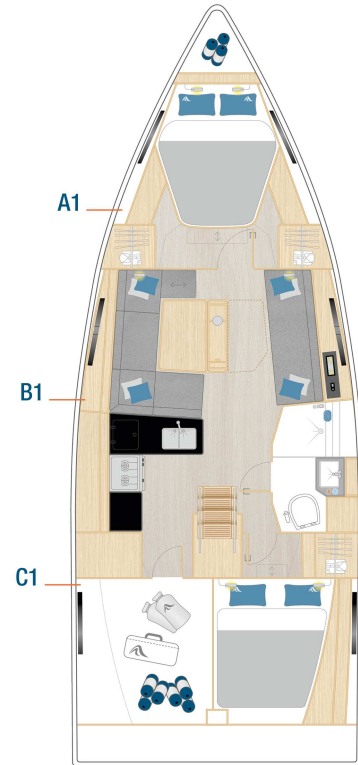
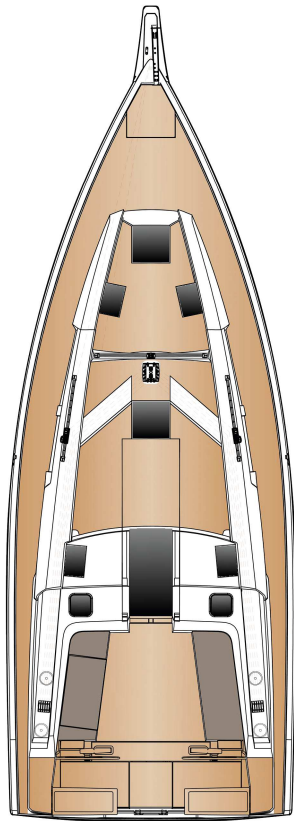


LOA	approx.	11.32 m	37' 2"
Hull length	approx.	10.60 m	34' 9"
LWL	approx.	10.29 m	33' 9"
Beam	approx.	3.99 m	13' 1"
Draft			
shallow keel	approx.	1.65 m	5' 5"
L-keel, medium	approx.	2.05 m	6' 9"
Displacement			
shallow keel	approx.	8.01 t	17,659 lbs
L-keel, medium	approx.	7.80 t	17,196 lbs
Engine			
Diesel-standard	approx.	29.00 PS	29.00 hp
Diesel-option	approx.	39.00 PS	39.00 hp
Electric 18kW/h	approx.	25 kW	25 kW
Electric 36kW/h	approx.	25 kW	25 kW
Fuel tank	approx.	160 l	42 gal
Fresh water	approx.	345 l	91 gal
CE Certificate	A-6		
Design	Berret - Racoupeau		
Interior	Berret - Racoupeau		

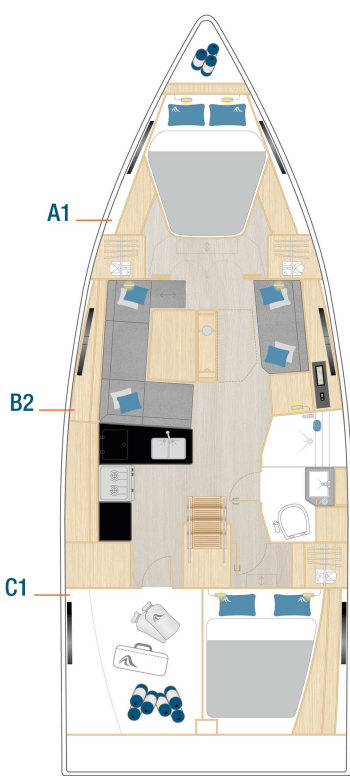
Mast length above WL	approx.	16,75 m	54' 11"
Total sail area	approx.	61 m ²	656,60 sq ft
Main sail			
standard	approx.	35 m ²	365,97 sq ft
performance	approx.	40 m ²	430,55 sq ft
furling	approx.	33 m ²	355,21 sq ft
Self-tacking jib	approx.	26 m ²	279,86 sq ft
Genoa	approx.	32 m ²	344,44 sq ft
Crossover	approx.	68 m ²	731,94 sq ft
Gennaker	approx.	103 m ²	1108,68 sq ft

All measurements/figures are approximate. Errors and omissions excepted. All weights are specified in MLC. Specification and material can be changed without notice. Valid from 2024.06.27 for deliveries until 2025.06.30. H22B.25.V.2024-06-26.1062

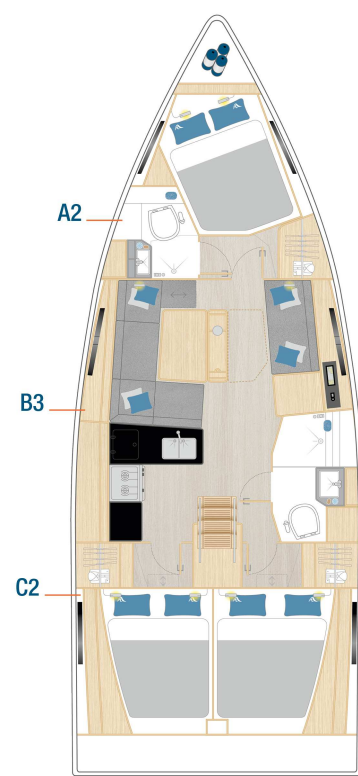
360



Standard



Option



Option

HULL

- 6 hull windows (3 each side)
- GRP hull, isophthalic gelcoat, colour: Signal White (similar RAL 9003), 1st layer vinyl ester resin and balsa sandwich laminat
- Waterline, isophthalic gelcoat, colour: Dark Grey (similar RAL 7043)

KEEL

- L-keel, cast iron, draft: 2.05 m
- GRP rudder with sea-water resistant aluminium shaft and selfaligning bearings

LAYOUT & INTERIOR

- A1: Master cabin with island double berth and storage space
- B1: Saloon with large dining area on port and sofa on stb
- C1: Large L-galley and storage space on port. Head with separate shower stall, aft cabin with double berth, locker and storage on stb.
- 2-burner gas stove with oven, waste bin, 12 V fridge approx. 135 l, double stainless steel sink with mixing tab
- Interior furniture in high quality marine plywood, Satin Varnish
- Hanse companionway closing system
- Saloon table, fixed with integrated storage
- Worktop in galley and heads - Black Quartz

WOOD (FURNITURE, FLOORBOARD)

- Furniture - Mahogany Style, Satin Varnish
- Floorboard - Acacia

UPHOLSTERY

- Mattresses for all berths
- Upholstery - Monte Carlo, colour: Cream

DECK & OUTSIDE EQUIPMENT

- GRP deck with antislip surface, isophthalic gelcoat, colour: Signal White (similar RAL 9003), 1st layer vinyl ester resin with balsa sandwich core. 1 cockpit locker, 1 space for life raft, stern locker, stowage for running rigging at helm position, anchor locker at bow.
- Twin wheel steering system with emergency tiller
- 2 stainless steel steering wheels with leather cover
- Pulpit and pushpit, stainless steel
- Railing, incl. stanchions and stainless steel wire
- Covered halyards and control lines lead to cockpit helmposition, organizers and jammers, 4 mooring cleats, handrails on coach roof

- 2 LEWMAR 40 ST EVO manual halyard winches
- Swimming ladder
- Bow fitting with anchor roller
- Self tacking jib system
- Mainsheet system
- 2 large and 6 small deck hatches - openable, anchor locker hatch
- 4 large coach roof side windows - openable, 3 portlights in coach roof

RIG & SAILS

- Rig, anodized aluminium, deck stepped, with kicker, standing and running rigging and 2 reefs
- Manual jib furler
- ELVSTRØM Dacron sails - full battened, main and jib

NAVIGATION & INSTRUMENTS

- Navigation lights - LED

PROPULSION

- Fuel tank, approx. 160 l
- Engine (Diesel, approx. 29 hp) - saildrive, 2-blade fix propeller

EQUIPMENT

- 12 V and 230 V electric system with main panels and 230 V shore power and sockets in cabins and heads
- AGM battery set, capacity: 1x 90 Ah + 1x 160 Ah AGM
- Country Version: EU / AUS
- Battery charger
- Manual toilet with sea water flush - cabin layout C
- LPG gas system, stowage for 1 gas bottle
- Black water system (appr. 54 l each bathroom) with deck extraction and seacock for head, electric and manual bilge pump
- Fresh water system with electric pump and 20 l hot water, heated also by main engine
- Fresh water tank, appr. 345 l

SHIPPING & TRANSPORT

- CE - Certificate cat. A - 6
- Owners manual
- EC - Type Examination Certificate