



specification
DS41

LOA	12.52 m	41' 1"
LH	11.99 m	39' 4"
LWL	11.42 m	37' 6"
Beam	4.20 m	13' 9"
Draft	2.14 m	7' 0"
	1.85 m	6' 1"
Displacement approx.	11.20 t	24,692 lbs
Ballast approx.	3.13 t	6,900 lbs
Engine approx.	Diesel 41.9 kW	57 hp
Fresh water	475 l	125 gal
Fuel tank	210 l	56 gal
CE Certificate	A - 10	
Mast lenght above DWL		
standard	19.92 m	65' 4"
furling	20.17 m	66' 2"
Main approx.	48.20 m ²	519 sq ft
Jib approx.	37.60 m ²	405 sq ft
Reaching Yankee	56.80 m ²	611 sq ft
Gennaker A3	117.70 m ²	1,267 sq ft
Total sail area approx.	85.80 m ²	924 sq ft
Rlg	I 16.8 m	55' 1"
	J 4.7 m	15' 5"
	P 16.2 m	53' 2"
	E 5.5 m	18' 1"
Design	Dixon Yacht Design	
Interior	Hanse Design Team	



deck & interior layouts DS41

Standard

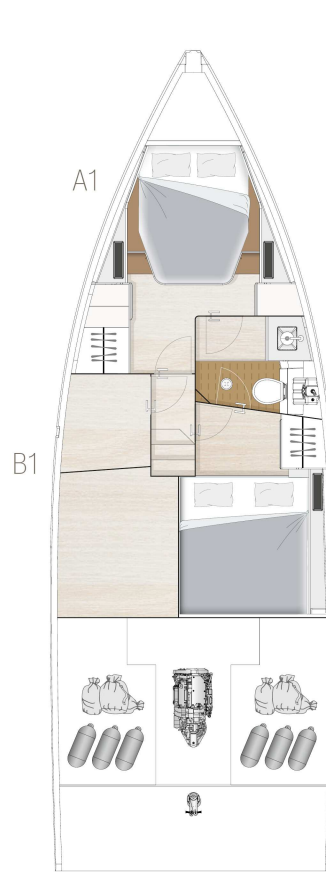


Standard



C1

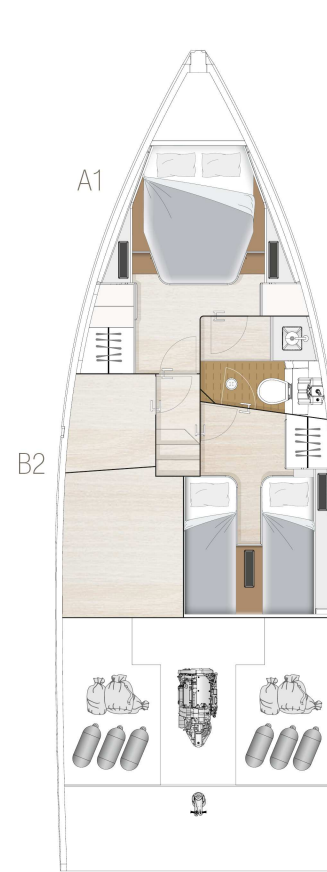
Standard



A1

B1

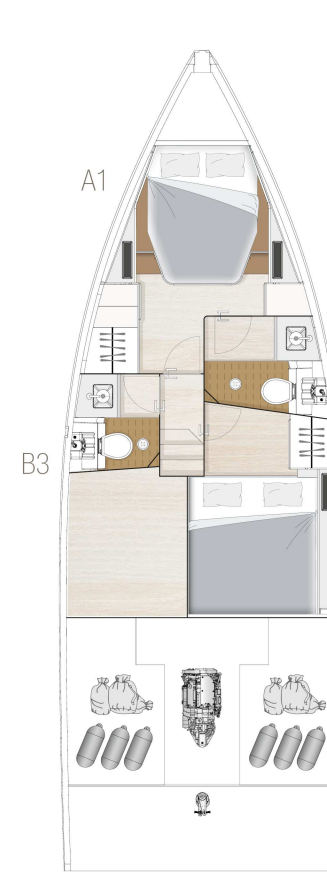
Option



A1

B2

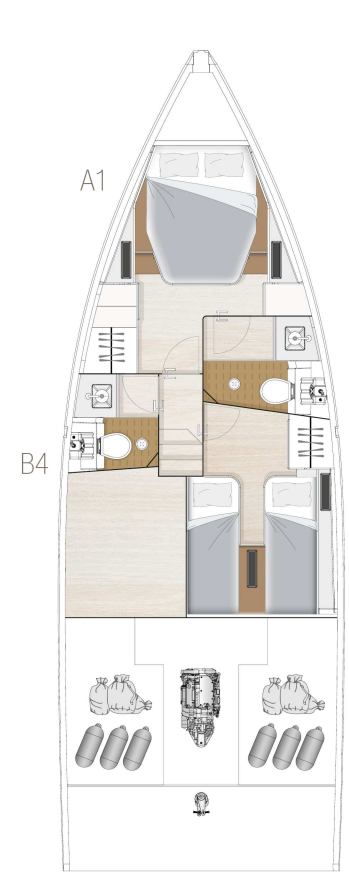
Option



A1

B3

Option



A1

B4

standard specification DS41

HULL

- 4 hull windows (3 on starboard, 1 on port)
- GRP hull, isophthalic gelcoat: Off White (RAL 9003), 1st layer vinyl ester resin and balsa sandwich laminat.
- Waterline and cove line, isophthalic gelcoat colour: Moody Grey (RAL 7034)

KEEL

- L-keel, cast iron, draft: 2.14 m
- GRP rudder with sea-water resistant aluminium shaft and selfaligning bearings

LAYOUT & INTERIOR

- A1: Master cabin with island double berth, storage space and head with separate shower stall
- B1: Guest cabin with double berth and storage locker
- C1: Saloon with full functional L-galley and dining area on stb - chart table on port and utility area under saloon floorboard
- 3-burner gas stove with oven, waste bin, 12 V fridge approx. 130 l, sink with mixing tab
- Interior furniture in high quality marine plywood, satin varnished
- Sliding door in deckhouse
- Galley, coloured, colour: white
- Worktop in galley - Marine Mineral Stone, colour: Grained Black

WOOD (FURNITURE, FLOORBOARD)

- Furniture - Traditional Mahogany - satin varnish
- Floorboard - New Zealand Acacia

UPHOLSTERY

- Comfort mattresses for all berths
- Upholstery - dorset, colour: Cream

DECK & OUTSIDE EQUIPMENT

- GRP deck with antislip surface, gelcoat colour: Off White (RAL 9003), 1st layer vinyl ester resin with blasa sandwich core.
- Teak on side deck, cockpit bottom, helmsman seats, cockpit benches and bathing platform
- Twin wheel steering system
- 2 stainless steel steering wheels with leather cover
- Cockpit table, stainless steel with folding teak tops
- Pulpit and pushpit, stainless steel
- Railing, stainless steel tube and wire, incl. integrated boarding ladder on both sides
- Halyards and control lines in cockpit at helm position, stern locker, 2 cockpit lockers, 6 retractable mooring cleats, handrail on coach roof, double anchor arm and anchor locker
- 2 LEWMAR 45 EST EVO electrical halyard winches
- Bathing platform, manual fold-out with swimming ladder

- 2 helmsman seats, foldable
- Anchor windlass, electrical, 1500 W, with automatic fuse, remote control with chain counter
- Delta-anchor 25 kg, galvanized with 60 m galvanized chain
- Self tacking jib system
- German mainsheet system
- Foldable window next to patio door at pantry
- Panoramic deckssaloon windows, central glass skylight for deckssaloon with 2 openable hatches, 1 fwd. coach roof front window, 1 coach roof hatch (for head - white opaque glass), 4 mitre-cut portlights at coach roof sides, glass skylight on forward coach roof with a big openable hatch (sz. 70)

RIG & SAILS

- Rig, anodized aluminium, deck stepped, with kicker, standing and running rigging and 2 reefs
- Bimini with sliding mechanism (colour selection)
- QUANTUM Blue Water Dacron sails - full battened, main and jib

NAVIGATION & INSTRUMENTS

- Illuminated compass
- Navigation lights - LED
- MyMoody safety cloud with 24 months subscription and device installed on board

PROPULSION

- Engine (Diesel, approx. 57 hp) - saildrive, 3-blade folding propeller
- Bowthruster, 12 V, incl. Battery - tunnel

EQUIPMENT

- 12 V and 230 V electric system, 230 V shore power and sockets in cabins and heads
- Battery set, capacity: 1x 90 Ah + 2x 160 Ah AGM
- Country Version: EU / AUS
- Battery charger 50 A
- Shore power 230 V or 110 V
- Electric toilet with sea water flush (master cabin)
- Shower unit in cockpit, warm-/coldwater
- LPG gas system, stowage for 1 gas bottle
- Blackwater system (appr. 54 l per head) with deck extraction and seacock for head
- Freshwater system with electric pump and 20 l hotwater, heated also by main engine
- Fresh water tank, appr. 295 l
- Add. fresh water tank, appr. 180 l
- Fuel tank, approx. 210 l

ACCESSORIES

- Blind set with flyscreens for deck hatches
- Skysol blinds for deckshouse windows
- Venetian blinds for hull windows

standard specification DS41

- Wind indicator
- Flagpole
- Add. winch handle
- Mast steps

SHIPPING & TRANSPORT

- CE - Certificate cat. A - 10 / B - 12
- Owners manual
- EC - Type Examination Certificate